


# Communication Board

## Mornington Library

This communication board uses symbols to share wants, needs, and thoughts, assisting individuals with communication challenges.

An example; first, we will go to the toilet, then we will go to the computer.  
Ways to use communication boards:

1. Point to symbols to convey messages.
2. Speak in full sentences pointing to assist board users.
3. Read words aloud while pointing, allowing partners to respond with "yes" or "no."
4. Encourage others to support communication difficulties by using the board.



FIRST

NEXT

THEN



Yes



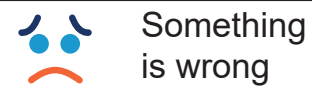
No



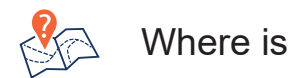
Help



I want



Something is wrong



Where is

Nappy change area



Social Story



Accessible parking



EFTPOS



How much?



Printer



Storytime



Accessible toilet



Emergency



Large print



Public computer



Talking books



Booking



First aid



Library activities



Question



Toilet



Cafe



Food allergies



Meeting rooms



Receipt



Wi-Fi



Deaf/Hard of hearing



Headphones



Membership



Recharge station



Write it down

